












Swivel castor:

DTPR 1252 5100



## Technical data

Diameter		125 mm
Wheel width		40 mm
Hub length		50 mm
Height		155 mm
Offset		42.5 mm
Top plate dimensions		105 x 88 mm
Top plate hole diameter		8.5 mm
Dist. between holes		80 x 60 mm
Brake swivel radius		134 mm
Load capacity		180 kg
Weight		1.4 kg

## Technical description

Swivel fork of deep drawn zinc-coated steel

Swivel head with double ball race and sealring

with directional lock



## Wheel

Dark grey Polypropylene wheel with a blue elastic rubber tyre (Performa, Shore A 65-70) with one deep groove ball bearing