












Swivel castor: DTPU 1252 2100



Technical data

| | | |
|-------------------------|---|---------------|
| Diameter |  | 125 mm |
| Wheel width |  | 35 mm |
| Hub length |  | 50 mm |
| Height |  | 155 mm |
| Offset |  | 42.5 mm |
| Top plate dimensions |  | 105 x 85 mm |
| Top plate hole diameter |  | 9 mm |
| Dist. between holes |  | 80/77 x 60 mm |
| Brake swivel radius |  | 134 mm |
| Load capacity |  | 250 kg |
| Weight |  | 1.4 kg |

Technical description

Swivel fork of deep drawn zinc-coated steel
Swivel head with double ball race and sealring
with directional lock



Wheel

Polyamide wheel with polyurethane tyre
(Shore A 96) and roller bearing