













Fixed castor:

FPPU 1251 5000



Technical data

Diameter		125 mm
Wheel width		30 mm
Hub length		48 mm
Height		156 mm
Offset		41 mm
Wheel axle diameter		10 mm
Top plate dimensions		105 x 85 mm
Top plate hole diameter		9.6 mm
Dist. between holes		80 x 60 mm
Brake swivel radius		138 mm
Load capacity		200 kg
Weight		0.8 kg

Technical description

Rigid fork of zinc-coated sheet steel



Wheel

Polyamide wheel with polyurethane tyre

(Shore A 96) with one deep groove ball bearing