







Swivel castor:

367a 29G100r ZLD

RHOMBUS 



## Technical data

Diameter		100 mm
Tread width		30 mm
Height		131 mm
Offset		41,5 mm
Bolt hole diameter		12,2 mm
Load capacity		100 kg

## Technical description

sheet steel metal housing
zinc passivated
swivel bearing with double ball race
protected from dust and water spray with plastic seal
also available with plate PD (77x67 mm)
also available with bolt hole LC (10,2 mm)
on inquiry also available with fixing pin Z622 (28x45 mm)



## Wheel

thermoplastic elastomer tyre (TPE) iron grey RAL 7011 (Shore A 80)
plastic wheel centre silver grey RAL7001
without thread guard
plain bearing
Contact discoloration on unsealed grounds possible!>>