












Swivel castor with wheel locking brake:

JBAB 2503 6440/B



Technical data

| | | |
|-------------------------|---|----------------|
| Diameter |  | 250 mm |
| Wheel width |  | 50 mm |
| Hub length |  | 62 mm |
| Height |  | 290 mm |
| Offset |  | 65 mm |
| Top plate dimensions |  | 135 x 112 mm |
| Top plate hole diameter |  | 11 mm |
| Dist. between holes |  | 105 x 75,80 mm |
| Brake swivel radius |  | 145 mm |
| Load capacity |  | 550 kg |
| Weight |  | 6.2 kg |

Technical description

Swivel fork of deep drawn zinc-coated steel
with wheel brake. Swivelhead with sealed precision

ball bearings and a grease nipple



Wheel

Aluminium wheels with black rubber tyre (Shore A 72) with two deep groove ball bearings and steel collar bushes external diameter 15/20/25 mm to internal 8/10/12 mm. Operating temperatures from -20°C to + 80°C