












Swivel castor: JBAU 2503 6550



Technical data

Diameter		250 mm
Wheel width		50 mm
Hub length		62 mm
Height		290 mm
Offset		65 mm
Top plate dimensions		135 x 112 mm
Top plate hole diameter		11 mm
Dist. between holes		105 x 75,80 mm
Brake swivel radius		145 mm
Load capacity		1000 kg
Weight		5.8 kg

Technical description

Swivel fork of deep drawn zinc-coated steel
Swivelhead with sealed precision

ball bearings and a grease nipple



Wheel

Aluminium wheels with bonded-on polyurethane tyre (Shore A 92) with two deep groove ball bearings and steel collar bushes external diameter 15/20/25 mm to internal 8/10/12 mm. Operating temperatures from -20°C to + 80°C