













Swivel castor: JFPN 2003 6100



Technical data

Diameter		200 mm
Wheel width		50 mm
Hub length		62 mm
Height		252 mm
Offset		66 mm
Wheel axle diameter		12 mm
Top plate dimensions		150 x 110 mm
Top plate hole diameter		10.5 mm
Dist. between holes		105 x 75,80 mm
Brake swivel radius		160 mm
Load capacity		1500 kg
Weight		3.5 kg

Technical description

Heavy duty welded steel swivel fork. Swivel bearing with hardened race way, grease nipple and sealing.

To order a four-station directional lock see article number 2304-0612. Only for Diameter 125 to 250 mm.



Wheel

Polyamide wheel with two deep groove ball bearings