













Swivel castor:

JPPN 1251 1101



Technical data

Diameter		125 mm
Wheel width		40 mm
Hub length		45 mm
Height		156 mm
Offset		41 mm
Wheel axle diameter		15 mm
Top plate dimensions		105 x 85 mm
Top plate hole diameter		9.6 mm
Dist. between holes		80 x 60 mm
Brake swivel radius		138 mm
Load capacity		200 kg
Weight		1 kg

Technical description

Swivel fork of deep drawn zinc-coated steel,
swivel bearing with double ball race way
and sealing (excluded the bolt hole fixing plate)



Wheel

Polyamide wheel with plain bearing