













Swivel castor: JPRB 0801 5100



Technical data

| | | |
|-------------------------|---|-------------|
| Diameter |  | 80 mm |
| Wheel width |  | 35 mm |
| Hub length |  | 42 mm |
| Height |  | 105 mm |
| Offset |  | 38 mm |
| Wheel axle diameter |  | 8 mm |
| Top plate dimensions |  | 105 x 85 mm |
| Top plate hole diameter |  | 9.6 mm |
| Dist. between holes |  | 80 x 60 mm |
| Brake swivel radius |  | 108 mm |
| Load capacity |  | 150 kg |
| Weight |  | 1 kg |

Technical description

Swivel fork of deep drawn zinc-coated steel,
swivel bearing with double ball race way
and sealing (excluded the bolt hole fixing plate)



Wheel

Glass fibre reinforced polyamide wheel with black rubber tyre

(Shore A 65) with one deep groove ball bearing