












Swivel castor:

JSAU 1002 6150



## Technical data

Diameter		100 mm
Wheel width		40 mm
Hub length		45 mm
Height		130 mm
Offset		40 mm
Top plate dimensions		105 x 85 mm
Top plate hole diameter		9 mm
Dist. between holes		80 x 60 mm
Brake swivel radius		120 mm
Load capacity		200 kg
Weight		1.3 kg

## Technical description

Swivel fork of deep drawn zinc-coated steel  
Swivelhead with sealed precision ball bearing and a grease nipple



## Wheel

Aluminium wheels with bonded-on polyurethane tyre (Shore A 92) with two deep groove ball bearings and steel collar bushes external diameter 15/20/25 mm to internal 8/10/12 mm. Operating temperatures from -20°C to + 80°C