













Swivel castor: JSCN 0803 6151



Technical data

Diameter		80 mm
Wheel width		40 mm
Hub length		45 mm
Height		110 mm
Offset		35 mm
Wheel axle diameter		15 mm
Top plate dimensions		105 x 85 mm
Top plate hole diameter		9 mm
Dist. between holes		80 x 60 mm
Brake swivel radius		120 mm
Load capacity		250 kg
Weight		1.5 kg

Technical description

Swivel fork of deep drawn zinc-coated steel
Swivelhead with sealed precision ball bearing and a grease nipple



Wheel

Cast iron wheel with two deep groove ball bearings