













Swivel castor: JSPN 1252 5000



Technical data

Diameter		125 mm
Wheel width		35 mm
Hub length		45 mm
Height		160 mm
Offset		45 mm
Wheel axle diameter		8 mm
Top plate dimensions		105 x 85 mm
Top plate hole diameter		9 mm
Dist. between holes		80 x 60 mm
Brake swivel radius		120 mm
Load capacity		250 kg
Weight		1.1 kg

Technical description

Swivel fork of deep drawn zinc-coated steel
Swivelhead with sealed precision ball bearing and a grease nipple



Wheel

Polyamide wheel with one sealed deep groove ball bearing