












Swivel castor: JTPR 1603 6443



Technical data

| | | |
|-------------------------|---|----------------|
| Diameter |  | 160 mm |
| Wheel width |  | 50 mm |
| Hub length |  | 64 mm |
| Height |  | 193 mm |
| Offset |  | 53 mm |
| Top plate dimensions |  | 135 x 110 mm |
| Top plate hole diameter |  | 11 mm |
| Dist. between holes |  | 105 x 75/80 mm |
| Brake swivel radius |  | 162 mm |
| Load capacity |  | 250 kg |
| Weight |  | 2.31 kg |

Technical description

Swivel fork of deep drawn zinc-coated steel Swivel bearing with double ball raceways and sealing an extra sturdy

plate (4 mm) and fork legs (3.5 mm) for even higher load capacity



Wheel

Dark grey Polypropylene wheel with blue elastic tyre

(Performa, Shore A 65 - 70) with two deep groove ball bearings