











# Swivel castor: JTRB 1005 5000



## Technical data

|                     |   |        |
|---------------------|---|--------|
| Diameter            |    | 100 mm |
| Wheel width         |    | 35 mm  |
| Hub length          |    | 48 mm  |
| Height              |    | 125 mm |
| Offset              |    | 40 mm  |
| Wheel axle diameter |    | 10 mm  |
| Bolt hole diameter  |    | 12 mm  |
| Brake swivel radius |   | 134 mm |
| Load capacity       |  | 150 kg |
| Weight              |  | 0.9 kg |

## Technical description

Swivel fork of deep drawn zinc-coated steel Swivel bearing with double ball raceways and sealing an extra sturdy

plate (4 mm) and fork legs (3.5 mm) for even higher load capacity



## Wheel

Glass fibre reinforced polyamide wheel with black rubber tyre

(Shore A 65) with one deep groove ball bearing