













Swivel castor: JXPG 2003 1100



Technical data

Diameter		200 mm
Wheel width		50 mm
Hub length		60 mm
Height		237 mm
Offset		58 mm
Wheel axle diameter		20 mm
Top plate dimensions		135 x 110 mm
Top plate hole diameter		11 mm
Dist. between holes		105 x 75,80 mm
Brake swivel radius		175 mm
Load capacity		200 kg
Weight		3 kg

Technical description

Swivel fork of deep drawn stainless steel

Swivel bearing with double ball race



Wheel

Polypropylene wheel with grey rubber tyre (Shore A 85) and plain bearing