













Swivel castor: JXPP 1001 1100



Technical data

| | | |
|-------------------------|---------------------------------------------------------------------------------------|-------------|
| Diameter |  | 100 mm |
| Wheel width |  | 35 mm |
| Hub length |  | 40 mm |
| Height |  | 127 mm |
| Offset |  | 33 mm |
| Wheel axle diameter |  | 12 mm |
| Top plate dimensions |  | 105 x 80 mm |
| Top plate hole diameter |  | 9 mm |
| Dist. between holes |  | 80 x 60 mm |
| Brake swivel radius |  | 135 mm |
| Load capacity |  | 150 kg |
| Weight |  | 0.7 kg |

Technical description

Swivel fork of deep drawn stainless steel
Swivel bearing with double ball race



Wheel

White Polypropylene wheel
with a plain bearing