













# Swivel castor: JXPU 2003 6443



## Technical data

|                         |   |                |
|-------------------------|---|----------------|
| Diameter                |    | 200 mm         |
| Wheel width             |    | 50 mm          |
| Hub length              |    | 64 mm          |
| Height                  |    | 235 mm         |
| Offset                  |    | 60 mm          |
| Wheel axle diameter     |    | 20 mm          |
| Top plate dimensions    |    | 135 x 112 mm   |
| Top plate hole diameter |   | 11 mm          |
| Dist. between holes     |  | 105 x 75,80 mm |
| Brake swivel radius     |  | 145 mm         |
| Load capacity           |  | 515 kg         |
| Weight                  |  | 3.6 kg         |

## Technical description

Swivel fork of deep drawn stainless steel.  
Swivelhead with

sealed precision ball bearing, grease nipple and  
O-ring seal.

In case of extreme conditions (like frequent jet  
cleaning) maintenance

by relubrication is necessary



## Wheel

Polyamide wheel with polyurethane tyre

(Shore A 96) with two deep groove ball bearings