







Wheel:

WHAB 1002 6150



## Technical data

Diameter		100 mm
Wheel width		40 mm
Hub length		45 mm
Wheel axle diameter		15/8 mm
Load capacity		180 kg
Weight		0.5 kg

## Wheel

Aluminium wheels with black rubber tyre AB

72° Shore A

With two deep groove ball bearings 6202