







Wheel:

WHCN 1603 6441



## Technical data

Diameter		160 mm
Wheel width		50 mm
Hub length		64 mm
Wheel axle diameter		20 mm
Load capacity		1000 kg
Weight		3.3 kg

## Wheel

Cast iron wheel with two deep groove ball bearings