







Wheel:

WHPA 1002 5080



Technical data

| | | |
|---------------------|---|--------|
| Diameter |  | 100 mm |
| Wheel width |  | 30 mm |
| Hub length |  | 45 mm |
| Wheel axle diameter |  | 8 mm |
| Load capacity |  | 200 kg |
| Weight |  | 0.3 kg |

Wheel

Polyamide wheel with polyurethane tyre

(Shore A 92) and one deep groove ball bearing