







Wheel:

WHPU 1002 5080



Technical data

Diameter		100 mm
Wheel width		35 mm
Hub length		45 mm
Wheel axle diameter		8 mm
Load capacity		250 kg
Weight		0.3 kg

Wheel

Polyamide wheel with polyurethane tyre

(Shore A 96) with one deep groove ball bearing