







Wheel:

WPPB 1002 2001



Technical data

Diameter		100 mm
Wheel width		35 mm
Hub length		40 mm
Wheel axle diameter		12 mm
Load capacity		150 kg
Weight		0.3 kg

Wheel

Polyamide wheel with blue rubber tyre

(Shore A 70) with roller bearing