







Swivel castor with central total brake:

390q 29K125r Z2351



## Technical data

Diameter		125 mm
Tread width		32 mm
Height		158 mm
Offset		44 mm
Load capacity		100 kg
Weight		1100 g

## Technical description

sheet steel metal housing  
 zinc passivated  
 double ball bearing in swivel head  
 protected from dust and water ingress by plastic sealing ring  
 integrated selection mechanism with total locking brake "q"  
 and directional locking brake "r"  
 selection mechanism continually greased  
 device to permit adjustment of the braking effect  
 (without removing the castor or wheel)  
 also available with other wheel variants



## Wheel

thermoplastic elastomer tyre (TPE) iron grey RAL 7011 (Shore A 80)

plastic wheel centre and thread guard silver grey RAL7001

precision ball bearing

Contact discoloration on unsealed grounds possible!>>