






Swivel castor with central total brake:

390q 29K125r Z985

RHOMBUS 



Technical data

| | | |
|---------------|---|--------|
| Diameter |  | 125 mm |
| Tread width |  | 32 mm |
| Height |  | 158 mm |
| Offset |  | 44 mm |
| Load capacity |  | 100 kg |

Technical description

sheet steel metal housing
 zinc passivated
 double ball bearing in swivel head
 protected from dust and water ingress by plastic sealing ring
 integrated selection mechanism with total locking brake "q"
 and directional locking brake "r"
 selection mechanism continually greased
 device to permit adjustment of the braking effect
 (without removing the castor or wheel)
 also available with other wheel variants



Wheel

thermoplastic elastomer tyre (TPE) iron grey RAL 7011 (Shore A 80)

plastic wheel centre and thread guard silver grey RAL7001

precision ball bearing

Contact discoloration on unsealed grounds possible!>>