






Swivel castor with central total brake:

391q 29K150r Z2351

RHOMBUS 



## Technical data

|               |   |        |
|---------------|---|--------|
| Diameter      |  | 150 mm |
| Tread width   |  | 32 mm  |
| Height        |  | 191 mm |
| Offset        |  | 51 mm  |
| Load capacity |  | 120 kg |

## Technical description

sheet steel metal housing  
 zinc passivated  
 precision ball bearing in swivel head  
 protected from dust and water ingress by plastic sealing ring  
 integrated selection mechanism with total locking brake "q"  
 and directional locking brake "r"  
 selection mechanism continually greased  
 device to permit adjustment of the braking effect  
 (without removing the castor or wheel)  
 also available with other wheel variants



## Wheel

thermoplastic elastomer tyre (TPE) iron grey RAL 7011 (Shore A 80)

plastic wheel centre and thread guard silver grey RAL7001

precision ball bearing

Contact discoloration on unsealed grounds possible!>>