








Swivel castor with total brake mounted behind:

341h 30C100b ZLC

RHOMBUS 



## Technical data

|                    |  |         |
|--------------------|--|---------|
| Diameter           |   | 100 mm  |
| Tread width        |   | 23 mm   |
| Height             |   | 121 mm  |
| Offset             |   | 28 mm   |
| Bolt hole diameter |   | 10,2 mm |
| Load capacity      |   | 65 kg   |
| Weight             |  | 640 g   |

## Technical description

sheet steel metal housing

swivel bearing with double ball race

zinc passivated



## Wheel

solid rubber tyre blue-grey (Shore A 80)

sheet steel metal rim

thread guard zinc passivated

flange bearing