






Swivel castor with central total brake:

391q 29K100r Z985

RHOMBUS 



Technical data

| | | |
|---------------|---|--------|
| Diameter |  | 100 mm |
| Tread width |  | 30 mm |
| Height |  | 139 mm |
| Offset |  | 42 mm |
| Load capacity |  | 100 kg |

Technical description

sheet steel metal housing

zinc passivated

precision ball bearing in swivel head

protected from dust and water ingress by plastic sealing ring

integrated selection mechanism with total locking brake "q"

and directional locking brake "r"

selection mechanism continually greased

device to permit adjustment of the braking effect

(without removing the castor or wheel)

also available with other wheel variants



Wheel

thermoplastic elastomer tyre (TPE) iron grey RAL 7011 (Shore A 80)

plastic wheel centre and thread guard silver grey RAL7001

precision ball bearing

Contact discoloration on unsealed grounds possible!>>