






Swivel castor with central total brake:

391q 32C100b Z2351

RHOMBUS 



Technical data

Diameter		100 mm
Tread width		32 mm
Height		139 mm
Offset		42 mm
Load capacity		80 kg

Technical description

sheet steel metal housing
 zinc passivated
 precision ball bearing in swivel head
 protected from dust and water ingress by plastic sealing ring
 integrated selection mechanism with total locking brake "q"
 and directional locking brake "r"
 selection mechanism continually greased
 device to permit adjustment of the braking effect
 (without removing the castor or wheel)
 also available with other wheel variants



Wheel

solid rubber tyre blue-grey (Shore A 80)
 sheet steel metal rim zinc passivated
 metal thread guard
 flange bearing