





Swivel castor:

JPPE 1607 5000-NL



Technical data

Diameter		160 mm
Hub length		64 mm
Height		195 mm
Offset		53 mm
Wheel axle diameter		20 mm
Bolt hole diameter		12 mm
Load capacity		200 kg
Weight		1.9 kg

Technical description

Swivel fork of deep drawn zinc-coated steel,
swivel bearing with double ball race way
and sealing (excluded the bolt hole fixing plate)



Wheel

Dark grey Polypropylene wheel with grey rubber tyre

(Ecoforma, Shore A 65 - 70)