




Swivel castor with total brake mounted in front:

BTCN 2503 6443



Technical data

| | | |
|-------------------------|---|----------------|
| Diameter |  | 250 mm |
| Hub length |  | 64 mm |
| Height |  | 290 mm |
| Offset |  | 53 mm |
| Wheel axle diameter |  | 20 mm |
| Threaded stem size |  | 50 mm |
| Top plate dimensions |  | 135 x 110 mm |
| Top plate hole diameter |  | 11 mm |
| Dist. between holes |  | 105 x 80/75 mm |
| Load capacity |  | 500 kg |
| Weight |  | 7.2 kg |

Technical description

Swivel fork of deep drawn zinc-coated steel

Swivel bearing with double ball raceways and sealring

with total lock brake and an extra sturdy

plate (4 mm) and fork legs (3.5 mm)

for even higher load capacity



Wheel

Cast iron wheel with two deep groove ball bearings