











Fixed castor:

WFP250RU2P



## Technical data

Diameter		250 mm
Wheel width		75 mm
Hub length		78 mm
Height		314 mm
Offset		82 mm
Wheel axle diameter		25 mm
Top plate dimensions		170x135 mm
Top plate hole diameter		12 mm
Dist. between holes		140x105 mm
Load capacity		1020 kg

## Technical description

heavy steel welded construction

zinc passivated



## Wheel

Wheels with black rubber tyres, molded to cast iron centers under heat and pressure to give tough, durable bond and have the ability to withstand reasonable rough service conditions. Operating temperatures from -40°C to + 80°C