












Fixed castor:

TFH300RU2H



## Technical data

Diameter		300 mm
Wheel width		54 mm
Hub length		57 mm
Height		353 mm
Offset		95 mm
Wheel axle diameter		25 mm
Top plate dimensions		150x110 mm
Top plate hole diameter		10 mm
Dist. between holes		105x75/80 mm
Brake swivel radius		160 mm
Load capacity		680 kg

## Technical description

heavy steel welded construction

zinc passivated



## Wheel

Wheels with black rubber tyres, molded to cast iron centers under heat and pressure to give tough, durable bond and have the ability to withstand reasonable rough service conditions. Operating temperatures from -40°C to + 80°C