









Fixed castor:

EHF210SUTM



## Technical data

Diameter		250 mm
Wheel width		76 mm
Height		368 mm
Offset		72 mm
Top plate dimensions		178x153 mm
Top plate hole diameter		16 mm
Dist. between holes		127x102 mm
Load capacity		3000 kg

## Technical description

Forged steel fork, with welded fork legs thickness 5 mm



## Wheel

Heavy duty polyurethane wheel with a cast iron centre and two taper roller bearings