









Swivel castor with total brake mounted in front:

BWCU 1753 6035



Technical data

| | | |
|-------------------------|--|------------|
| Diameter |  | 175 mm |
| Wheel width |  | 35 mm |
| Height |  | 248 mm |
| Offset |  | 57 mm |
| Top plate dimensions |  | 135x110 mm |
| Top plate hole diameter |  | 13 mm |
| Dist. between holes |  | 105x80 mm |
| Load capacity |  | 600 kg |

Technical description

Heavy duty swivel fork for dual wheels, in extra thick pressed and welded steel. With a tapered roller bearing in the swivel head, black lacquered.



Wheel

Cast iron wheel with bonded-on polyurethane tyre (Shore A 92) with two taper roller bearings