









Fixed castor:

FWCU 2503 6060



Technical data

Diameter		250 mm
Wheel width		60 mm
Height		305 mm
Offset		80 mm
Top plate dimensions		175x140 mm
Top plate hole diameter		15 mm
Dist. between holes		140x105 mm
Load capacity		1400 kg

Technical description

Heavy duty rigid fork for dual wheels, in extra thick pressed and welded steel. Black lacquered.



Wheel

Cast iron wheel with bonded-on polyurethane tyre (Shore A 92) with two taper roller bearings