







Wheel:

WHSU 3003 61050



Technical data

Diameter		300 mm
Wheel width		100 mm
Hub length		100 mm
Wheel axle diameter		50 mm
Threaded stem size		50 mm
Load capacity		3000 kg



Wheel

wheels with welded steel core - molded polyurethane tyre (Shore A 90)