

Swivel castor:









287a 00G075x KPS

On request

RHOMBUS 



Technical data

Diameter		75 mm
Tread width		2x13 mm
Height		87 mm
Offset		24 mm
Top plate dimensions		38x38 mm
Top plate hole diameter		5 mm
Dist. between holes		25x25 mm
Load capacity		60 kg

Technical description

housing and wheel made of polyamide (PA)

attachments zinc-plated

hard running surface (for soft floors)

Wheel

polyamide black

plain bearing