






Wheel:

W300PT2P



Technical data

| | | |
|---------------------|---|---------|
| Diameter |  | 300 mm |
| Tread width |  | 75 mm |
| Hub length |  | 83 mm |
| Wheel axle diameter |  | 25 mm |
| Load capacity |  | 2750 kg |



Wheel

Wheels with a cast iron centre and Colson Thane 93° Shore A tyre and two deep groove ball bearings