











Swivel castor:

JTAU 1603 6440 R



Technical data

| | | |
|-------------------------|---|----------------|
| Diameter |  | 160 mm |
| Wheel width |  | 50 mm |
| Hub length |  | 60 mm |
| Height |  | 195 mm |
| Offset |  | 53 mm |
| Top plate dimensions |  | 135 x 110 mm |
| Top plate hole diameter |  | 11 mm |
| Dist. between holes |  | 105 x 75/80 mm |
| Brake swivel radius |  | 160 mm |
| Load capacity |  | 500 kg |

Technical description

Swivel fork of deep drawn zinc-coated steel Swivel bearing with double ball raceways and sealing an extra sturdy

plate (4 mm) and fork legs (3.5 mm) for even higher load capacity



Wheel

Aluminium wheels with bonded-on round polyurethane tyre (Shore A 92) with two deep groove ball bearings and steel collar bushes external diameter 15/20/25 mm to internal 8/10/12 mm. Operating temperatures from -20°C to + 80°C