







Swivel castor with total brake mounted behind:

BTAU 1255 6150 R



Technical data

| | | |
|---------------------|--|---------|
| Diameter |  | 125 mm |
| Wheel width |  | 40 mm |
| Hub length |  | 50 mm |
| Height |  | 151 mm |
| Offset |  | 42,5 mm |
| Bolt hole diameter |  | 12 mm |
| Brake swivel radius |  | 134 mm |
| Load capacity |  | 250 kg |

Technical description

Swivel fork of deep drawn zinc-coated steel

Swivel bearing with double ball raceways and sealing

with total lock brake and an extra sturdy

plate (4 mm) and fork legs (3.5 mm)

for even higher load capacity



Wheel

Aluminium wheels with bonded-on round polyurethane tyre (Shore A 92) with two deep groove ball bearings and steel collar bushes external diameter 15/20/25 mm to internal 8/10/12 mm. Operating temperatures from -20°C to + 80°C