










Swivel castor with total brake mounted behind:

341h 33C075b ZPC

RHOMBUS 



## Technical data

|                         |   |                |
|-------------------------|---|----------------|
| Diameter                |    | 75 mm          |
| Tread width             |    | 23 mm          |
| Height                  |    | 103 mm         |
| Offset                  |    | 37 mm          |
| Top plate dimensions    |    | 60x60 mm       |
| Top plate hole diameter |    | 6,3 mm         |
| Dist. between holes     |   | 47x47/37x37 mm |
| Load capacity           |  | 50 kg          |
| Weight                  |  | 485 g          |

## Technical description

sheet steel metal housing

swivel bearing with double ball race

zinc passivated



## Wheel (30C075aZ)

solid rubber tyre black (Shore A 80)

electrically conductive

free of contact discoloration

metal thread guard

sheet steel metal rim zinc passivated

flange bearing



**Alternatively chosen wheel:  
30C075aZ**