











Swivel castor with total brake mounted behind:

BPPE 1251 5100 (Ecoforma)



## Technical data

Diameter		125 mm
Wheel width		32 mm
Hub length		45 mm
Height		156 mm
Offset		41 mm
Top plate dimensions		105 x 85 mm
Top plate hole diameter		9,6 mm
Dist. between holes		80 x 60 mm
Brake swivel radius		138 mm
Load capacity		110 kg

## Technical description

Swivel fork of deep drawn zinc-coated steel with plate fitting and total brake

Swivel bearing with double ball race way and sealing ring



## Wheel

Polypropylene wheel centre with grey thermoplastic rubber tyre (Ecoforma - Shore A 65-70) and a sealed precision ball bearing