

Swivel castor with wheel locking brake:






288b 34G100v KS02

On request

RHOMBUS 



Technical data

Diameter		100 mm
Tread width		2x16 mm
Height		107 mm
Offset		37 mm
Stem size		11x20 mm
Load capacity		60 kg

Technical description

housing and wheel made of polyamide (PA-RAL 7035)

attachments zinc-plated

Wheel

wheel bandage of polyurethane (PU-RAL 7015)

soft running surface (for hard floors)