









Fixed castor:

438a 00R100z ZPS

RHOMBUS 



Technical data

Diameter		100 mm
Tread width		40 mm
Height		125 mm
Top plate dimensions		161x82 mm
Top plate hole diameter		8,5 mm
Dist. between holes		127x43 mm
Load capacity		200 kg
Weight		679 g

Technical description

sheet steel metal housing

zinc passivated

wheel axis screwed-on



Wheel

polypropylene black

roller bearing