










Swivel castor with total brake mounted behind:

441h 07R200c ZPK



## Technical data

|                         |   |              |
|-------------------------|---|--------------|
| Diameter                |    | 200 mm       |
| Tread width             |    | 31 mm        |
| Height                  |    | 237 mm       |
| Offset                  |    | 58 mm        |
| Top plate dimensions    |    | 138x109 mm   |
| Top plate hole diameter |    | 11 mm        |
| Dist. between holes     |   | 105x75/80 mm |
| Load capacity           |  | 205 kg       |
| Weight                  |  | 3286 g       |

## Technical description

stable sheet steel design and proven technology

easy running double ball bearing for good manoeuvrability

wide choice of wheels for different areas of application



## Wheel

solid rubber tyre black (Shore A 80)

plastic wheel centre

roller bearing