










Swivel castor:

441a 00R150p ZPK



Technical data

| | | |
|-------------------------|---|--------------|
| Diameter |  | 150 mm |
| Tread width |  | 45 mm |
| Height |  | 192 mm |
| Offset |  | 48 mm |
| Top plate dimensions |  | 138x109 mm |
| Top plate hole diameter |  | 11 mm |
| Dist. between holes |  | 105x75/80 mm |
| Load capacity |  | 225 kg |
| Weight |  | 1770 g |

Technical description

stable sheet steel design and proven technology

easy running double ball bearing for good manoeuvrability

wide choice of wheels for different areas of application

starting from wheel diameter 150/160 mm a screw-on directional lock <<ASLaZ>> is available optionally (can be ordered separately as accessory)



Wheel

polyamide white

roller bearing