









Fixed castor:

439a 14R200e ZPK

RHOMBUS 



Technical data

Diameter		200 mm
Tread width		40 mm
Height		237 mm
Top plate dimensions		138x109 mm
Top plate hole diameter		11 mm
Dist. between holes		105x75/80 mm
Load capacity		350 kg
Weight		1990 g

Technical description

stable sheet steel design and proven technology

wide choice of wheels for different areas of application

zinc passivated



Wheel

elastic solid rubber tyre black (Shore A 67)

vulcanised firmly on plastic wheel centre black

roller bearing