









Swivel castor with total brake mounted in front:

478i 14R160e ZPK

RHOMBUS 



Technical data

Diameter		160 mm
Tread width		45 mm
Height		210 mm
Offset		48 mm
Top plate dimensions		138x109 mm
Top plate hole diameter		11 mm
Dist. between holes		105x75/80 mm
Load capacity		250 kg

Technical description

heavy sheet steel housing zinc passivated

special swivel head with double ball race

triple-bolted to fork head

maintenance-free permanently grease filled in fork head, zinc passivated

protected against dust and water by sealed swivel head



Wheel

elastic solid rubber tyre black (Shore A 67)

vulcanised firmly on plastic wheel centre black

roller bearing